

# China Professional Manufacturer Outdoor WPC Pergola



GREEN DESIGN INTERNATIONAL CONTRIBUTION AWARD



Two QR codes are shown on the left, with "WhatsApp online" and "Wechat online" labels below them. To the right is a world map with "Guangdong, China" highlighted in red.

Guangzhou woodedtech Co.,Ltd  
Guangzhou Bestry Co.,Ltd



**Sumuchang.com**  
Ideal outdoor decking, wall panel

**木帝特**  
WOODTECH

**Bestrydeck.com**  
Best outdoor decking.  
Better outdoor living

**NewTechLumber**  
China Outdoor WPC Lumber Factory

# COMPANY PROFILE

We are a professional WPC (Wood-Plastic Composite) manufacturer specializing in high-quality outdoor decking, wall panels, pergolas, and fencing. With 30 advanced extrusion lines and 200+ molds in various series, we offer customizable colors, lengths, and shapes to meet diverse project needs.

Our factory supports OEM production, allowing tailored solutions based on your designs. Whether for residential gardens, commercial landscapes, or architectural projects, our durable, eco-friendly, and low-maintenance WPC products ensure superior performance and aesthetic appeal.

Choose us for reliable quality, competitive pricing, and flexible customization—your trusted partner in outdoor WPC solutions!

- Location:Guangdong,China.
- Introduction:China best manufacture of all kinds of Outdoor WPC decking,Outdoor WPC wall panel,Outdoor WPC tubes,Outdoor WPC railing,Outdoor WPC Aluminium fence,Outdoor WPC tiles,Outdoor WPC Pergola,Outdoor WPC Gazebo,Outdoor WPC Customized drawings products
- Factory Area:25000 square meters    ● Founded:in 2000
- Number of Employees:150    ● OEM&ODM Customization:Accepted
- Certification:CE,SGS,ISO



## Advantage

### Technical innovation

We have obtained a number of national scientific research qualifications, certifications, patents, and do their best for the development of the industry!

### Professional production

45 semi-automatic extruded production lines, reasonable and effective production models, Strictly follow the requirements of customer orders to control the quality of factory products, and provide stable and high-quality wood plastic composite products for the market.

### Team service

Internal and foreign trade, team-based marketing models, real-time analysis of market movements, accurate services, and high-end customized products correspond to market demand.

# SERVICE



## Pre-sale

Explore product technology and design solutions with customers



## In-sale

Strictly follow the requirements of customer orders to control the quality of factory products, as well as the construction guidance and technical support of the product implementation project on site.



## After-sale

Product problems caused by various reasons for products will be quickly replaced and maintained.





## PRODUCT COLOR CARD

### CO-EXTRUSION COLORS



Teak



Antique



Redwood



IPE



Light-grey



Walnut

### CLASSIC COLORS



Teak



Redwood



Walnut



Coffee



Chocolate



Ebony

If the above colors do not meet your requirements,  
We can adjust the colors according to the color  
samples as provided.

# WPC PERGOLA



For villas, gardens, colony plots, restaurants, tea posts, road side refreshment areas, Pergolas are becoming favorite because of its woody look. Made with wood powder and PE with different surfaces like 'sanded' or 'brushed' or 'embossed' pergolas are perfect replacement of conventional wooden structures.

## PERGOLA STYLE



Style 1



Style 2



Style 3

## BLADE&BEAM END SHAPE




ZS-DT01



ZS-DT03



ZS-DT02



ZS-DT04

## SMALL POST TYPICAL PERGOLA

Suitable for a compact private outdoor venue such as villa courtyard, balcony, etc.

No.	Item No.	Name	Length(m)	Steel tube inside
1	L140140	Post	2.6m	1m
2	L12070	Beam	2.5m	2.5m
3	L10050	Blade	2m	—

Remarks: posts, beams and blades need to pass through the galvanized steel.

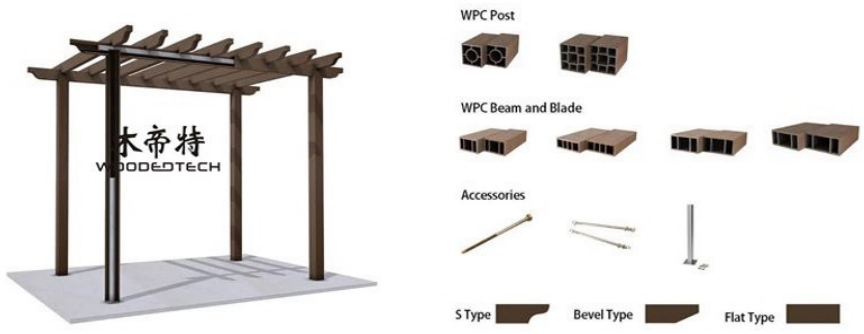
## BIG POST TYPICAL PERGOLA

Suitable for public outdoor areas such as parks and squares.

No.	Item No.	Name	Length(m)	Steel tube inside
1	L200200	Post	2.8m	1m
2	L18080	Beam	4m	4m
3	L16080	Blade	3m	—

Remarks: Large span distance pergola, when installing, should pay attention to the expansion joint between the connection points.






For villas, gardens, colony plots, restaurants, tea posts, road side refreshment areas, Pergolas are becoming favorite because of its woody look. Made with wood flour and PE with different surfaces like 'sanded' or 'brushed' or 'embossed' pergolas are perfect replacement of conventional wooden structures.



Schematic diagram of the structural composition of each component of a WPC pergola


We have mastered the ultimate WPC pergola processing technology, we can design curved WPC pergola and process the curved WPC pergola material according to the design requirements!





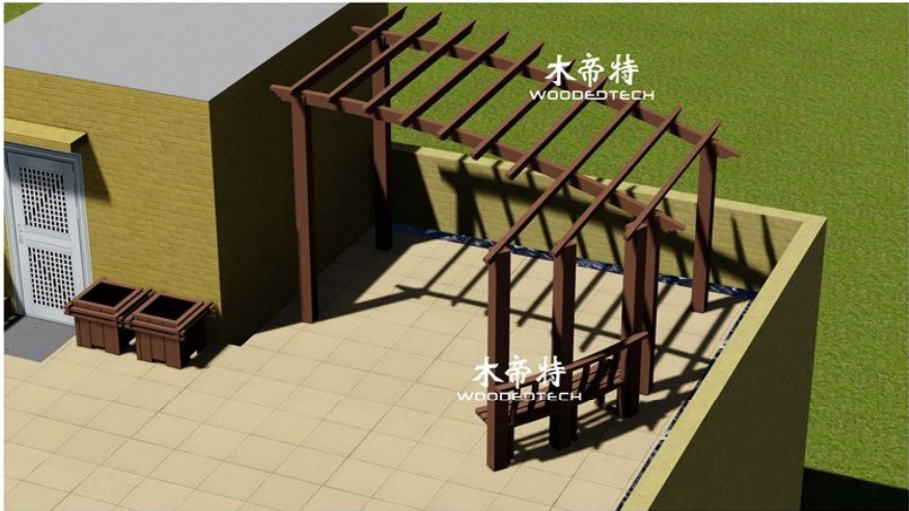
Woodedtech can create drawings based on the customer's ideas or sketches, produce 3D renderings, and make revisions according to the customer's feedback until the project is completed!




Woodedtech can create drawings based on the customer's ideas or sketches, produce 3D renderings, and make revisions according to the customer's feedback until the project is completed!




Woodedtech can create drawings based on the customer's ideas or sketches, produce 3D renderings, and make revisions according to the customer's feedback until the project is completed!





Woodedtech can create drawings based on the customer's ideas or sketches, produce 3D renderings, and make revisions according to the customer's feedback until the project is completed!



Woodedtech can create drawings based on the customer's ideas or sketches, produce 3D renderings, and make revisions according to the customer's feedback until the project is completed!



Pillar



Main crossbeam




WPC pergela are usually made from Classic--basic series profiles for processing reasons.

sub-knife



WPC pergola made from materials processed by co-extrusion--basic series have a more sophisticated texture.




### Classic--basic series

No co-extrusion layer, consistent material throughout, relatively simple texture, good deep processing performance.



### Co-extrusion --basic series

The surface layer is a co-extruded layer, divided into a co-extruded layer and a core layer. The two layers are made of different materials and have a high-end, luxurious texture, but do not have deep processing properties.



# Woodedtech wpc pergola installation guide

The installation of gazebo

The gazebo series is a typical style of our products, it can not only be applied to the courtyard of private house, but also can be used on large-scale landscape in public places. The gazebo has multiple design, such as double-beam gazebo, single-beam gazebo, single-blade gazebo, double-blade gazebo, etc. We choose one style to give a brief introduction.

The installation steps are as following:


1. There are two ways to connect the post to the ground:

① Embedded

Dig a hole on the ground, the size of which is greater than the diameter of the post, and the depth is  $\geq 300$ mm.

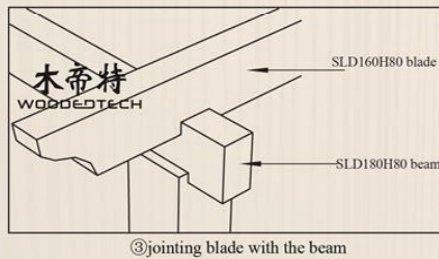
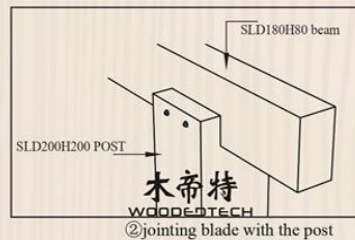
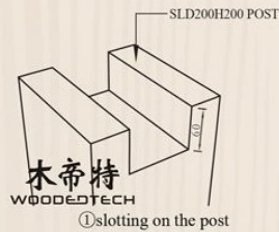
② non-embedded

Welding the lining steel with built-in fitting, and fix it on cement ground with 4 inflation screws, and then install the post.



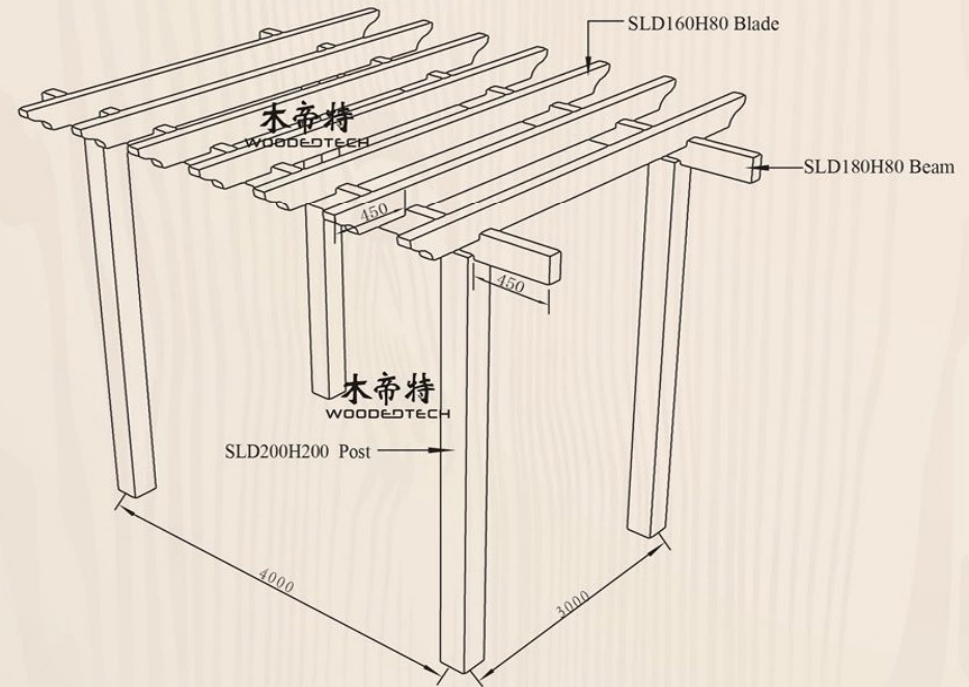
2. Fix the post to the ground. Insert the welded square tube and built-in fitting into the cavity of post, and put them together into the hole, then fill it up with concrete sand.

3. The connection of post and beam. Open slot on the top of the post, and the depth of which is about 60mm-100mm. Then insert the beam into the slot and fix it with the adapter lug.



4. The connection of beam and blade. Open slot (40mm-60mm) at the jointing place of the beam and blade, then pin the blade to the beam, and then use the self drilling screw to fix the jointing place of them from the top.


5. Tail-in work. When the whole installation work is finished, what you should do is to check if they are in the same horizontal level, deal with the surface defect, etc.





Attentions: the dimension of the general gazebo is: length-4000mm, width-3000mm.

- ① post: the height is around 2800mm,
- ② beam: the span is around 4500mm, and leave 450mm at both ends.
- ③ blade: the whole span is around 3500mm, and the space between them is  $\geq 350$ mm.









1,High-quality raw materials are mixed and granulated



2,Each model corresponds to at least one set of molds



3,The extruder extrudes the raw material into profiles using a mold



4,The extruded profiles must be neatly bundled and cooled.



Control the production quality of each process according to quality standards




5,Various surface treatments after cooling the extruded profiles



6,Precision cutting of WPC profiles according to requirements



7,Perform woodworking tasks such as drilling, bending, and shaping.



8,Packaged according to order requirements





Loading completed and waiting to arrive in your hands!



Email: [woodedtech@gmail.com](mailto:woodedtech@gmail.com)