

China Professional Manufacturer Outdoor WPC Louver & Grilles



GREEN DESIGN INTERNATIONAL CONTRIBUTION AWARD

A white rectangular box containing two QR codes on the left, a world map in the center with "Guangdong, China" highlighted in red, and the text "WhatsApp online" and "Wechat online" below the QR codes.

Guangzhou woodedtech Co.,Ltd
Guangzhou Bestry Co.,Ltd



Newtech
Timber

Sumuchang.com
Ideal outdoor decking, wall panel

木帝特
WOODEDTECH

Bestrydeck.com
Best outdoor decking.
Better outdoor living

NewTechLumber
China Outdoor WPC Lumber Factory

COMPANY PROFILE

We are a professional WPC (Wood-Plastic Composite) manufacturer specializing in high-quality outdoor decking, wall panels, pergolas, and fencing. With 30 advanced extrusion lines and 200+ molds in various series, we offer customizable colors, lengths, and shapes to meet diverse project needs.

Our factory supports OEM production, allowing tailored solutions based on your designs. Whether for residential gardens, commercial landscapes, or architectural projects, our durable, eco-friendly, and low-maintenance WPC products ensure superior performance and aesthetic appeal.

Choose us for reliable quality, competitive pricing, and flexible customization—your trusted partner in outdoor WPC solutions!

- Location:Guangdong,China.
- Introduction:China best manufacture of all kinds of Outdoor WPC decking,Outdoor WPC wall panel,Outdoor WPC tubes,Outdoor WPC railing,Outdoor WPC Aluminium fence,Outdoor WPC tiles,Outdoor WPC Pergola,Outdoor WPC Gazebo,Outdoor WPC Customized drawings products
- Factory Area:25000 square meters ● Founded:in 2000
- Number of Employees:150 ● OEM&ODM Customization:Accepted
- Certification:CE,SGS,ISO



Advantage

Technical innovation

We have obtained a number of national scientific research qualifications, certifications, patents, and do their best for the development of the industry!

Professional production

45 semi-automatic extruded production lines, reasonable and effective production models, Strictly follow the requirements of customer orders to control the quality of factory products, and provide stable and high-quality wood plastic composite products for the market.

Team service

Internal and foreign trade, team-based marketing models, real-time analysis of market movements, accurate services, and high-end customized products correspond to market demand.

SERVICE



Pre-sale

Explore product technology and design solutions with customers



In-sale

Strictly follow the requirements of customer orders to control the quality of factory products, as well as the construction guidance and technical support of the product implementation project on site.



After-sale

Product problems caused by various reasons for products will be quickly replaced and maintained.





PRODUCT COLOR CARD

CO-EXTRUSION COLORS



Teak



Antique



Redwood



IPE



Light-grey



Walnut

CLASSIC COLORS



Teak



Redwood



Walnut



Coffee



Chocolate



Ebony

If the above colors do not meet your requirements,
We can adjust the colors according to the color
samples as provided.



We have mastered the ultimate WPC pergola processing technology, we can design curved WPC pergola and process the curved WPC pergola material according to the design requirements!



We have mastered the ultimate WPC pergola processing technology, we can design curved WPC pergola and process the curved WPC pergola material according to the design requirements!










We have mastered the ultimate WPC pergola processing technology, we can design curved WPC pergola and process the curved WPC pergola material according to the design requirements!



Outdoor WPC Louver & Grilles are usually made from Classic--basic series profiles

Depending on the needs of the project, there are different styles and models to choose from.






Outdoor WPC Louver & Grilles upgrade materials:
Co extrusion--basic series profiles




Classic--basic series

No co-extrusion layer, consistent material throughout, relatively simple texture, good deep processing performance.



Co-extrusion --basic series













The surface layer is a co-extruded layer, divided into a co-extruded layer and a core layer. The two layers are made of different materials and have a high-end, luxurious texture, but do not have deep processing properties.








Waterproof | Flame retardant | Anti -fracture | Not easily deformed

SPECIFICATION



					
					
50*50mm	60*40mm	70*50mm	90*40mm	120*70mm	160*80mm

INSTALLATION GUIDE

- 
1. Fix the metal clip with expansion screws
- 
2. Put the square tube in the metal clip and fix it with screws
- 
3. The installation is complete




The ports of the profiles are perfectly sealed by hand woodworking, so that the inner holes cannot be seen.









1,High-quality raw materials are mixed and granulated



2,Each model corresponds to at least one set of molds



3,The extruder extrudes the raw material into profiles using a mold



4,The extruded profiles must be neatly bundled and cooled.



Control the production quality of each process according to quality standards




5,Various surface treatments after cooling the extruded profiles



6,Precision cutting of WPC profiles according to requirements



7,Perform woodworking tasks such as drilling, bending, and shaping.



8,Packaged according to order requirements



Loading completed and waiting to arrive in your hands!



Email: woodedtech@gmail.com