

# China Professional Manufacturer Outdoor WPC Aluminium fence



GREEN DESIGN INTERNATIONAL CONTRIBUTION AWARD

WhatsApp online    Wechat online

Guangzhou woodedtech Co.,Ltd  
Guangzhou Bestry Co.,Ltd

Newtech  
Timber

Sumuchang.com  
Ideal outdoor decking, wall panel

木帝特  
WOODTECH

Bestrydeck.com  
Best outdoor decking  
Better outdoor living

NewTechLumber  
China Outdoor WPC Lumber Factory

# COMPANY PROFILE

We are a professional WPC (Wood-Plastic Composite) manufacturer specializing in high-quality outdoor decking, wall panels, pergolas, and fencing. With 30 advanced extrusion lines and 200+ molds in various series, we offer customizable colors, lengths, and shapes to meet diverse project needs.

Our factory supports OEM production, allowing tailored solutions based on your designs. Whether for residential gardens, commercial landscapes, or architectural projects, our durable, eco-friendly, and low-maintenance WPC products ensure superior performance and aesthetic appeal.

Choose us for reliable quality, competitive pricing, and flexible customization—your trusted partner in outdoor WPC solutions!

- Location: Guangdong, China.
- Introduction: China best manufacture of all kinds of Outdoor WPC decking, Outdoor WPC wall panel, Outdoor WPC tubes, Outdoor WPC railing, Outdoor WPC Aluminium fence, Outdoor WPC tiles, Outdoor WPC Pergola, Outdoor WPC Gazebo, Outdoor WPC Customized drawings products
- Factory Area: 25000 square meters    ● Founded: in 2000
- Number of Employees: 150    ● OEM&ODM Customization: Accepted
- Certification: CE, SGS, ISO



# SERVICE



## Pre -sale

Explore product technology and design solutions with customers



## In -sale

Strictly follow the requirements of customer orders to control the quality of factory products, as well as the construction guidance and technical support of the product implementation project on site.



## After -sale

Product problems caused by various reasons for products will be quickly replaced and maintained.





## PRODUCT COLOR CARD

### CO-EXTRUSION COLORS



Teak



Antique



Redwood



IPE



Light-grey



Walnut

### CLASSIC COLORS



Teak



Redwood



Walnut



Coffee



Chocolate



Ebony

If the above colors do not meet your requirements,  
We can adjust the colors according to the color  
samples as provided.

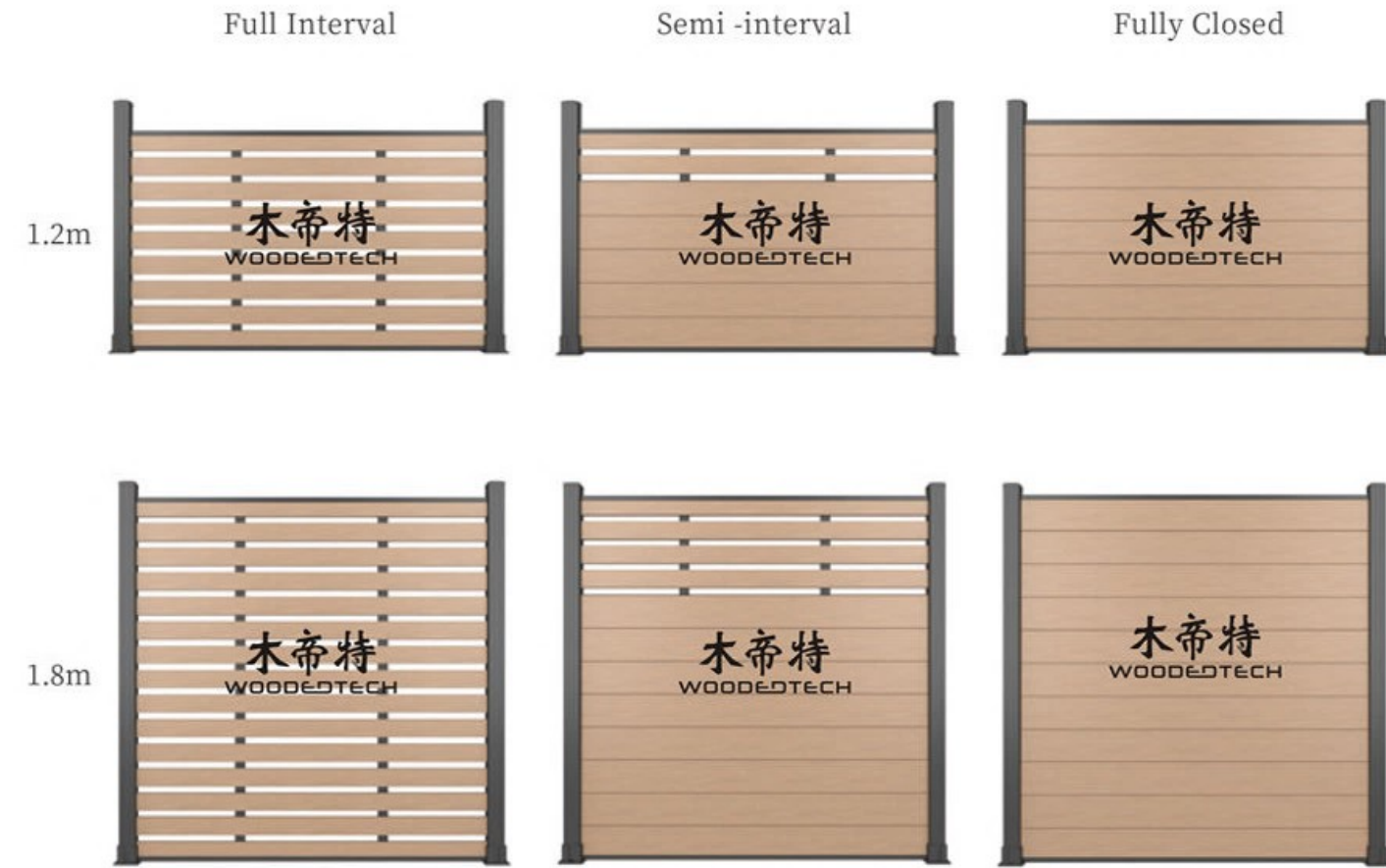
# ALUMINUM WPC FENCE




Elevate your fencing experience with our Eco-Friendly Composite Fence system. Designed to mimic the aesthetic of natural wood without the drawbacks of timber, it offers enduring durability, making them a superior alternative to traditional timber options in the market.

Combining aluminum posts with capped composite panels, composite fencing offers a stylish, stable fencing solution for both domestic and commercial applications. Easy to install, our pre-designed kits include all essential components and hardware.



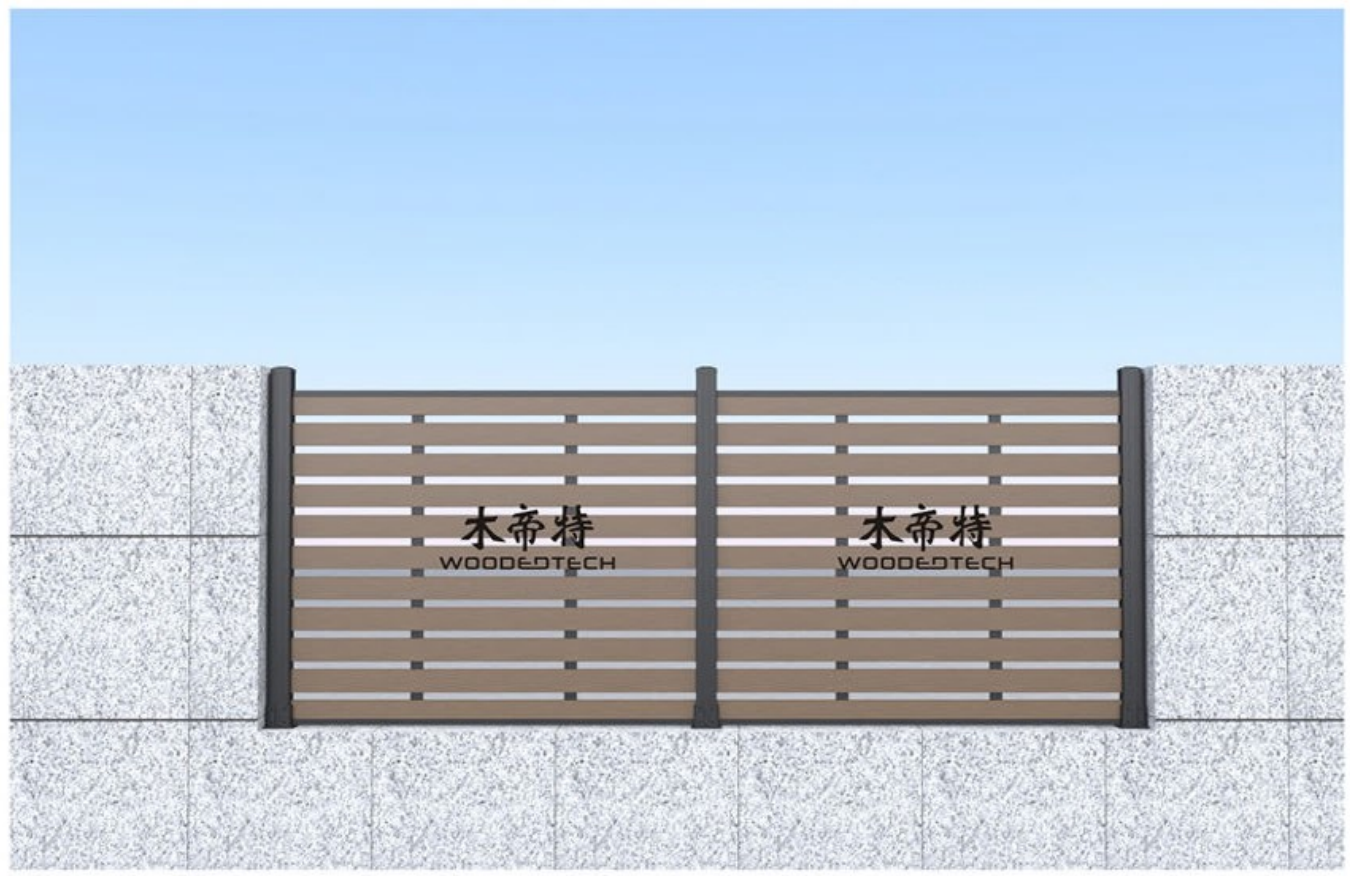
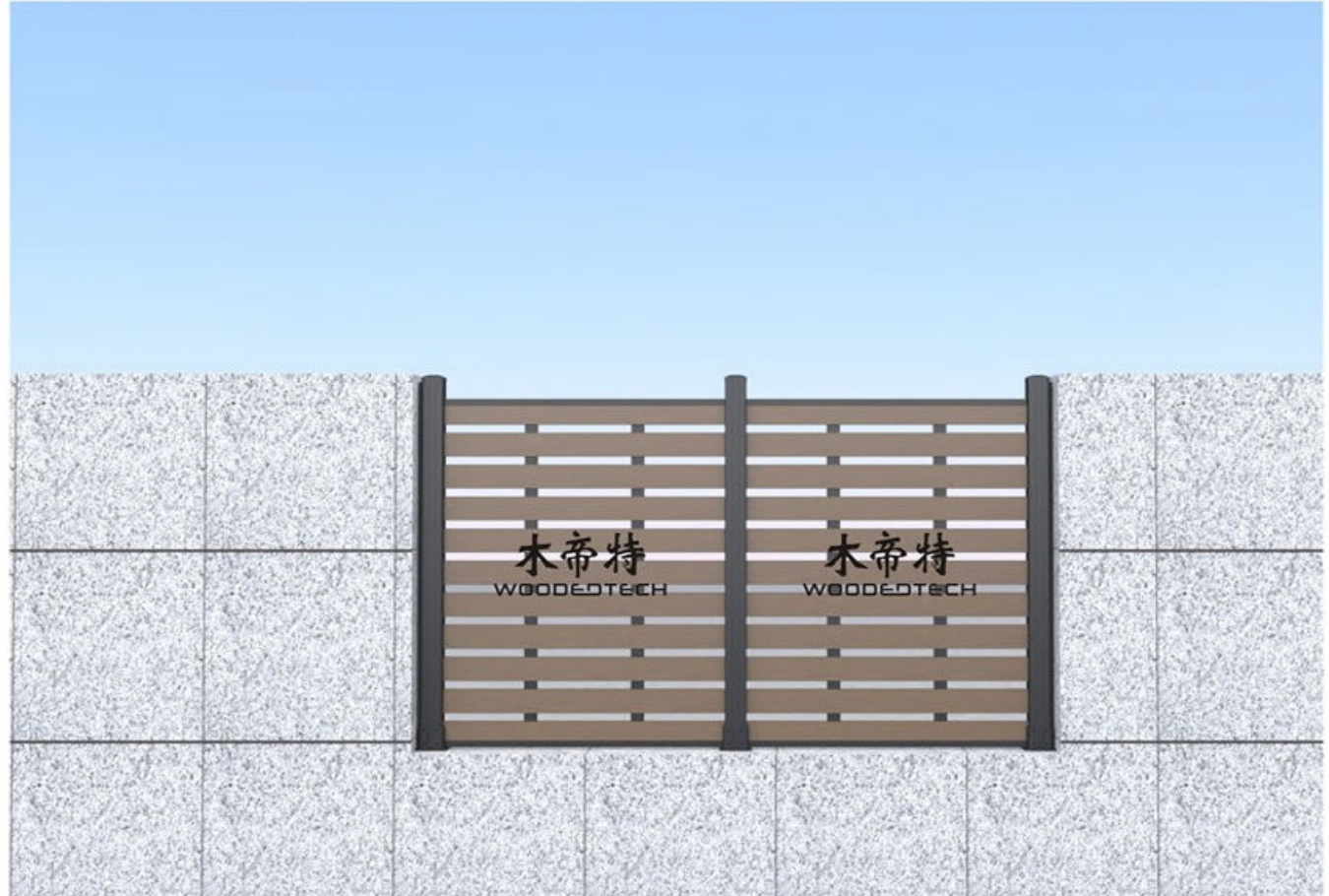
## FENCE STYLE




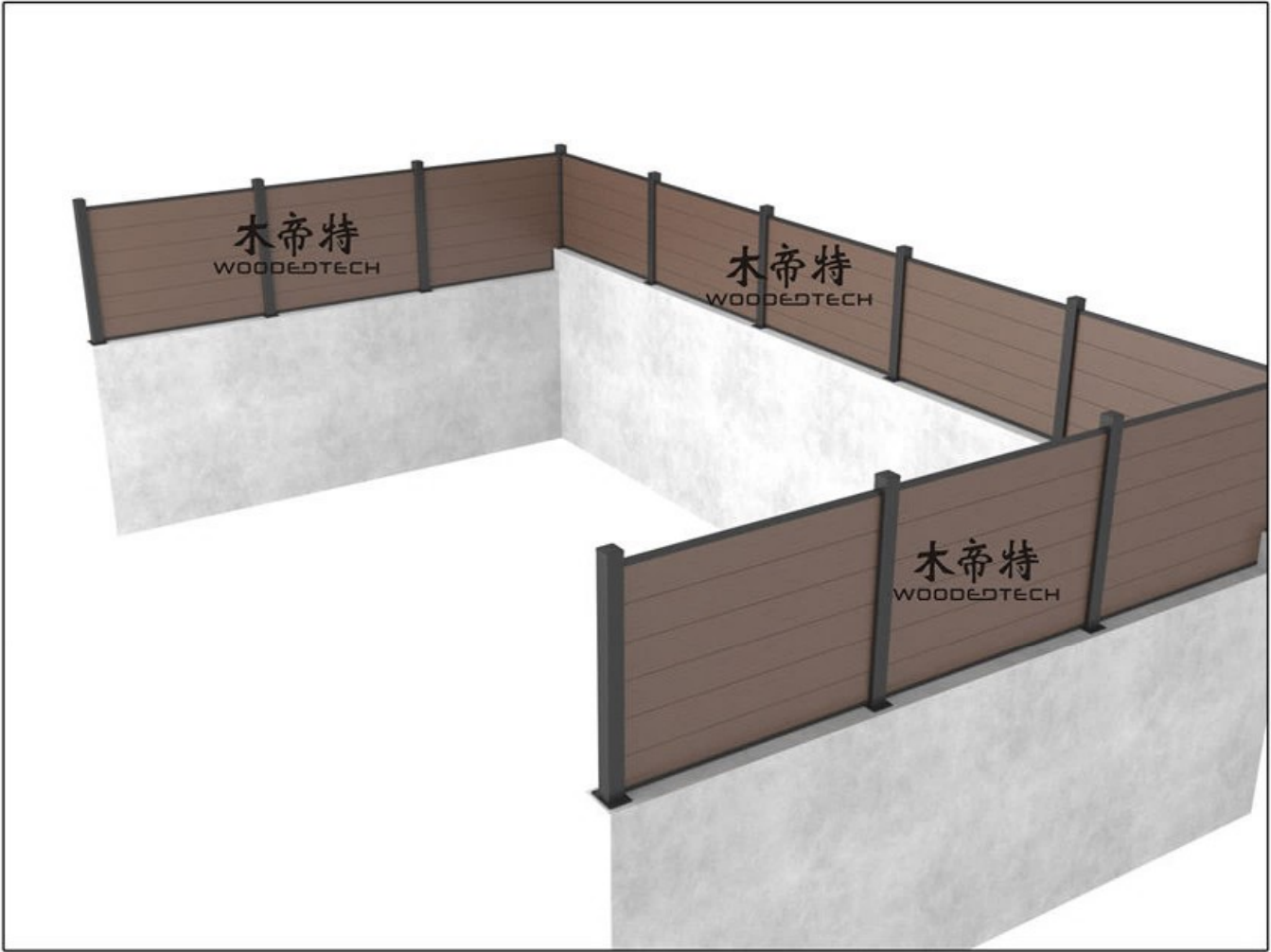

## SPECIFICATION



We provide customized design services based on your site dimensions and requirements, including drawing design and 3D rendering design, with continuous revisions until you are fully satisfied.




We provide customized design services based on your site dimensions and requirements, including drawing design and 3D rendering design, with continuous revisions until you are fully satisfied.



Classic--basic series fence panel



Co extrusion--3D embossed series Fence panel







thicker co-extruded  
layers, deeper embossed  
grain, ultimate  
wood-like wood texture!






The standard set of components includes materials



80\*80 aluminum column system with a wall thickness of 1.5- 1.7 mm for super strength



We offer custom-sized aluminum profiles for our courtyard door systems, making it easy to match your WPC courtyard.



## INSTALLATION GUIDE




1. Pre drill with a masonry drill bit and fix the post base to the structure using expansion bolts.



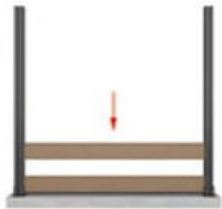
2. Fix the post on the mounted post base with self-drilling screws.



3. Insert the L-bracket into the bottom rail.



4. Secure the bottom rail with self-drilling screws.



5. Slot the fence panels between posts.



6. Note: No less than 5mm expansion gap is important between the fence panel and the post.



7. Insert the partition accessories into the groove of the fence panels and install the panels in sequence.



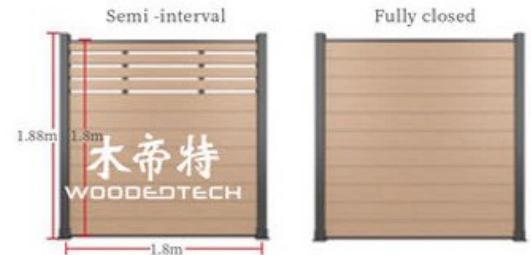
8. Insert the top rail, secure with L-bracket.



9. Place the post slide cover.



10. Install the post cap.



11. Job Done!



Name: Aluminum WPC Fence  
Model: GL17024  
Color: Teak



Name: Aluminum WPC Fence  
Model: GB7111  
Color: Teak

## ACCESSORIES



Aluminum Post



Post Base



Post Cap



L-Bracket



Top&Bottom Rail





Post Slide Cover




Name: Aluminum WPC Fence  
Model: GL9024.5  
Color: Teak



Well-designed, complete set of accessories, easy installation, long outdoor service life, no painting or maintenance required.





1,High-quality raw materials are mixed and granulated



2,Each model corresponds to at least one set of molds




3,The extruder extrudes the raw material into profiles using a mold



4,The extruded profiles must be neatly bundled and cooled.




Control the production quality of each process according to quality standards




5,Various surface treatments after cooling the extruded profiles



6,Precision cutting of WPC profiles according to requirements



7,Perform woodworking tasks such as drilling, bending, and shaping.



8,Packaged according to order requirements





Loading completed and waiting to arrive in your hands!



Email: [woodedtech@gmail.com](mailto:woodedtech@gmail.com)